

Streaming Product Release Notes 15.5
NA data center deployment: April 2nd, 2022
APAC cloud environment deployment: April 4th, 2022



Streaming Product Release Notes 15.5

April 2nd, 2022


Studio

New Features

Studio Emojis

Studio webcasts now allow attendees to provide reactions during live or simulative presentations using emojis. The feature can be enabled on any standalone Studio webcast, VX Studio presentation, or Event Cloud Studio session that opens in a new window. This is not currently supported on Event Cloud Studio embedded sessions.

A predefined list of emoji images, including smile, laugh, thumbs up, clap, and a heart will be available to all attendees to choose from during the webcast. The list of emojis cannot be edited or customized at this time.



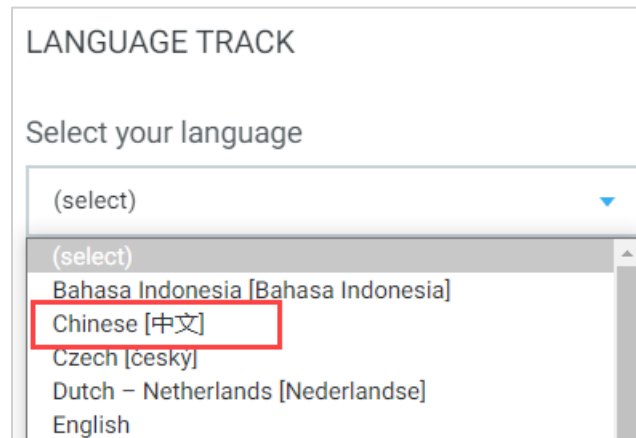
When an attendee sends an emoji reaction, it will be seen by all attendees immediately. Emojis will appear as an overlay on top of the streaming media content.

In the next phase of this feature, there will be reporting on total reactions, per emoji, and per-user activity. Additionally, real-time emoji display for presenters, and on-demand functionality for all users, are being investigated for inclusion in a future update.

Updates

Interpretation Audio Tracks

The interpretation audio tracks for Chinese Traditional and Chinese Simplified have been consolidated into one audio track called “Chinese”. This is reflected in both the setup of the audio track sources and within the attendee view when selecting a language from the player.

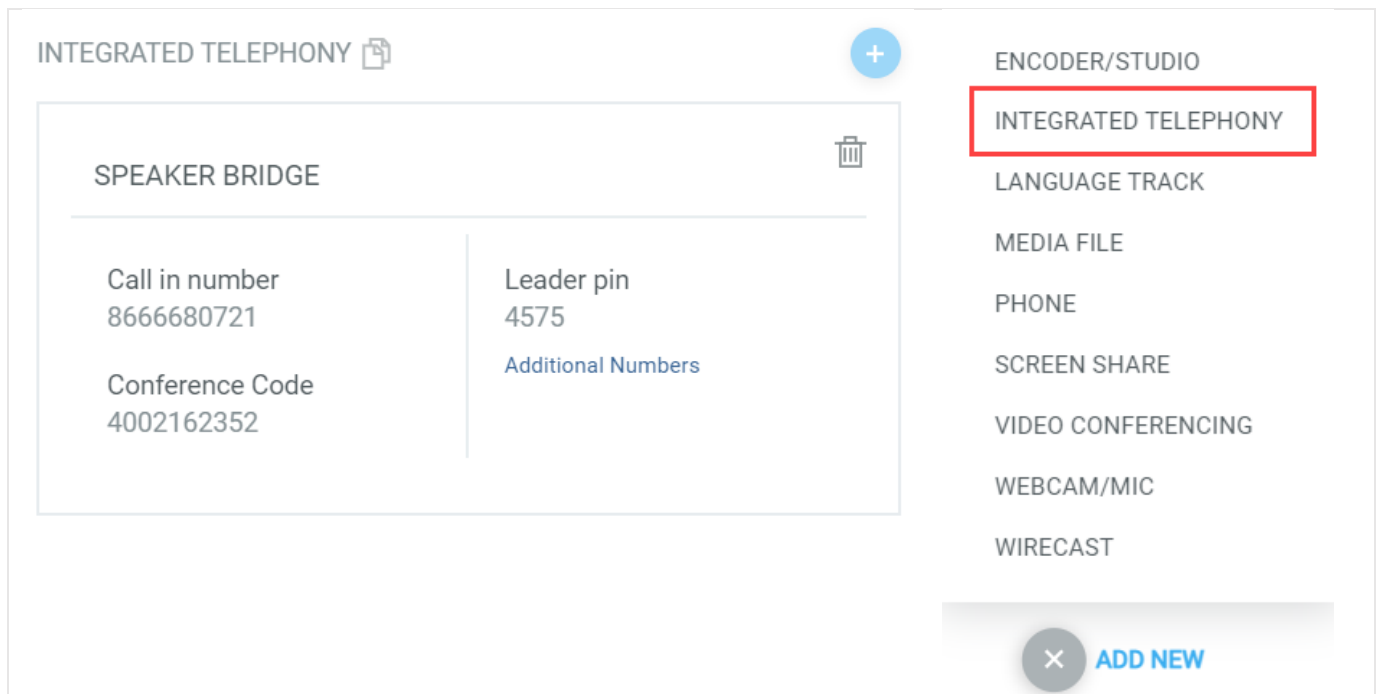


Studio Webcasting

Update

Integrated Telephony

Within Studio Webcasting and the presenter console, the option for “Integrated Telephony” has been removed.



The screenshot displays the Studio Webcasting interface. At the top left, there is a header 'INTEGRATED TELEPHONY' with a document icon and a blue plus sign. Below this header is a 'SPEAKER BRIDGE' section with a trash icon. The bridge contains the following information:

Call in number 8666680721	Leader pin 4575
Conference Code 4002162352	Additional Numbers


On the right side of the interface, there is a vertical menu with the following options: ENCODER/STUDIO, INTEGRATED TELEPHONY (highlighted with a red box), LANGUAGE TRACK, MEDIA FILE, PHONE, SCREEN SHARE, VIDEO CONFERENCING, WEBCAM/MIC, and WIRECAST. At the bottom right, there is a button with a close icon and the text 'ADD NEW'.

For webcasts requiring a conference bridge, the “Phone” source option is still available and has several pre-built conference providers to select from. Once a provider is selected, simply enter the conference bridge number and conference code and it will be automatically connected when the call is made from within Studio

Conference Provider

Custom

Country Code

 UNITED STATES

Phone Number

(000) 000-0000

Conference Code

TECHNICAL REQUIREMENTS

You can find the technical requirements for the Notified platform by clicking on the below link. **These requirements will be updated on 04/02/22.**

[TECHNICAL REQUIREMENTS](#)