



# Streaming Product Release Notes 14.8 September 27<sup>th</sup>, 2020



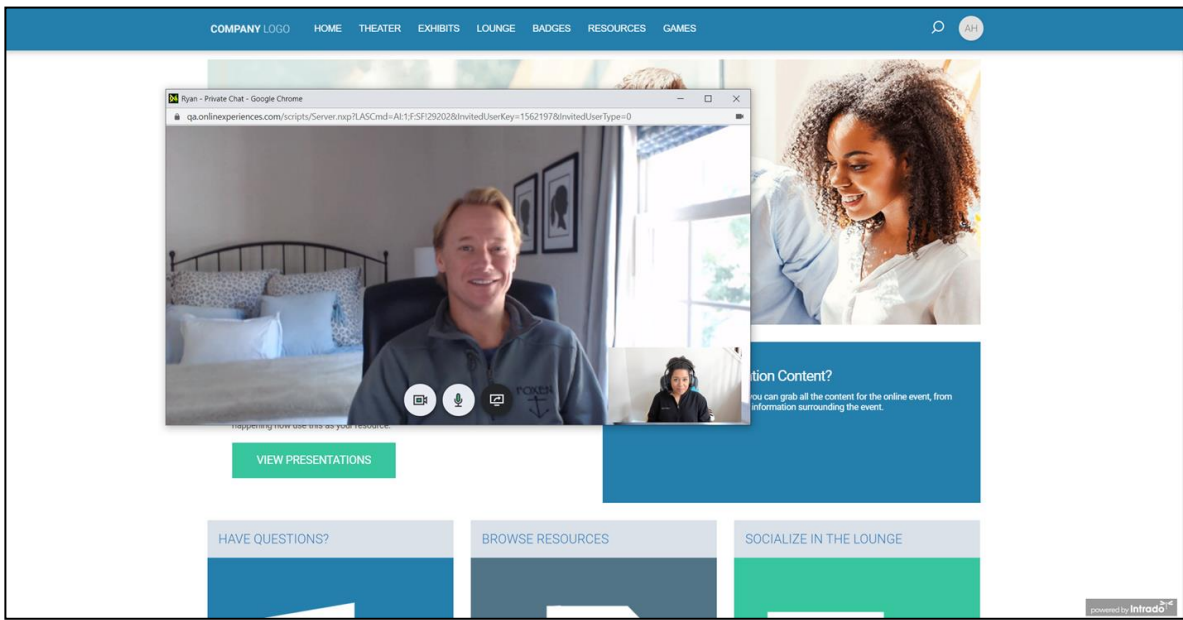
## Virtual Events

### New Features

#### Video Chat

The Virtual Event platform has added an optional service to engage in 1:1 video chats and scheduled video breakout rooms. This capability will greatly increase audience engagement and provide additional value add to your sponsors. A detailed description of these two video chat features is outlined below.

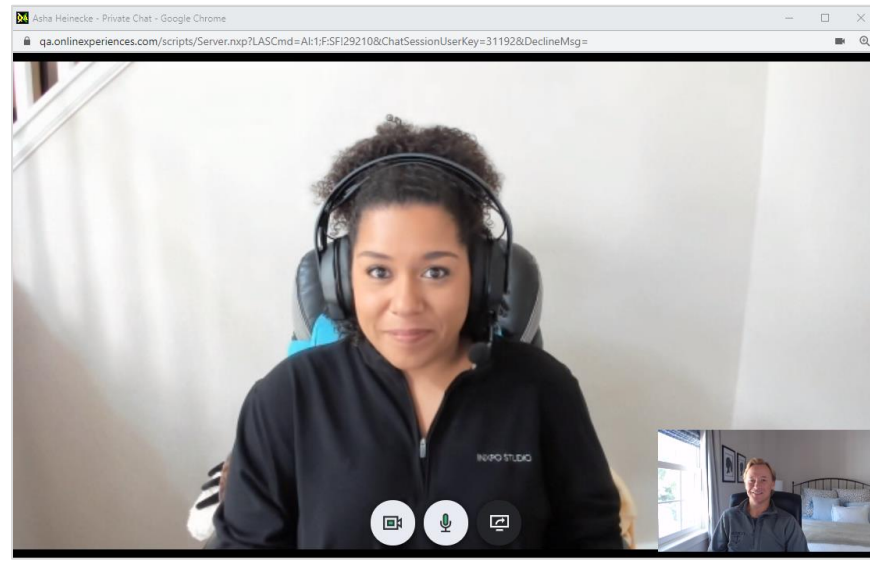
Note: The initial release of the Video Chat feature is a controlled release. Please contact your account executive to learn more.





## 1:1 Video Chat

Enable your audience in a Virtual Event to engage in a video chat with another Virtual Event participant (attendee or sponsor). It works just like our text-based chat has in the past where you click on a person you want to chat with and the participant you want to chat with has the option to accept or decline the chat. Once the chat is accepted, the participants have the option to enable their video. 1:1 video chat is a great way to increase the level of user engagement within a Virtual Event.



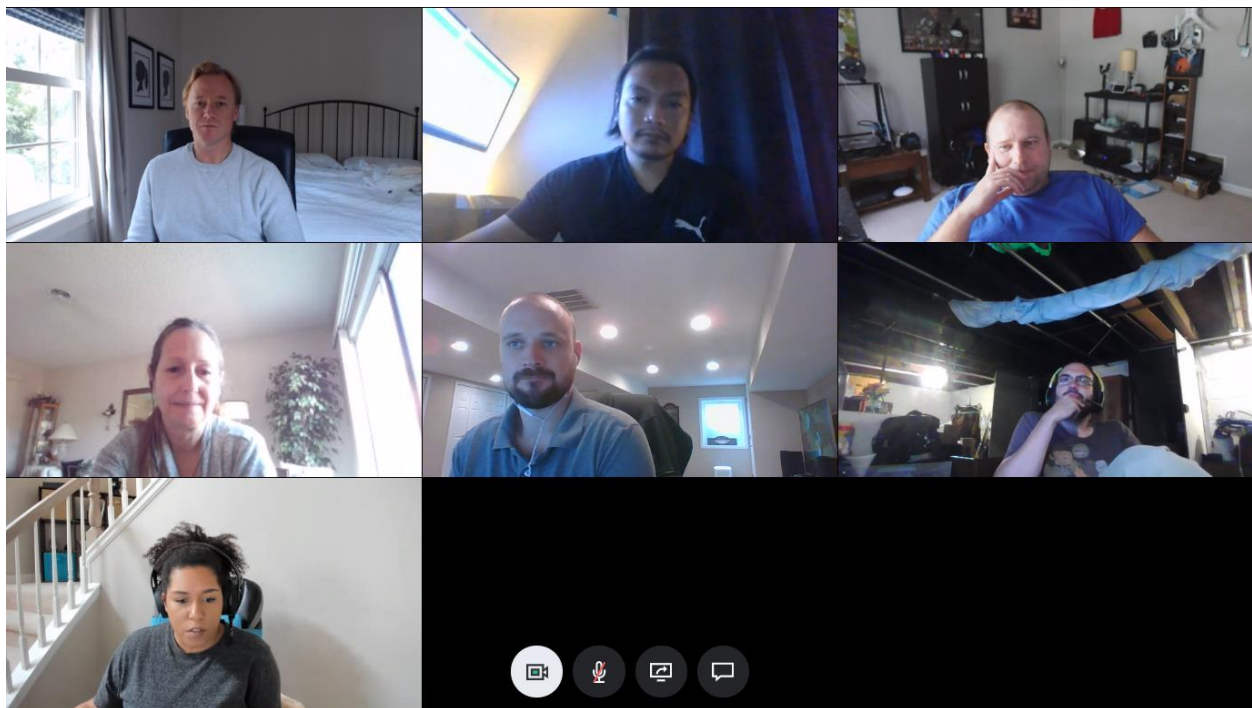
Here are some of the 1:1 video chat guidelines:

- When enabled, the 1:1 video chat is available for both attendee and sponsors.
- There is a 30 minute time limit on the 1:1 video chat, as the timer approaches 30 minutes its display will turn red. Once the timer reaches the 30 minute mark, it will bring the two participants back into the text based chat.
- Screen sharing is supported during a 1:1 video chat.
- Text based chat is available during a video chat session.
- A participant can have one active video chat open at a time.
- To ensure user privacy, video transcripts are not captured nor stored
- Video chat is not currently supported on mobile devices. Mobile will be supported in a future phase.
- IE 11 is not supported for video chat.



## Scheduled Breakout Room

These are chats that are pre-scheduled to run on a specific date / time from within a Virtual Event space (Sponsor Booth, Break-Out Room, Theater), any space that supports a list of presentations. Within the chat there will be a moderator and participants. There will be a maximum of 10 participants, including the moderator (number of participants will increase in future release) allowed per video chat. There is no registration for the Scheduled Breakout Rooms. Scheduled Breakout Rooms will be a new service Virtual Event hosts can offer to sponsors to further increase attendee participation and interest.



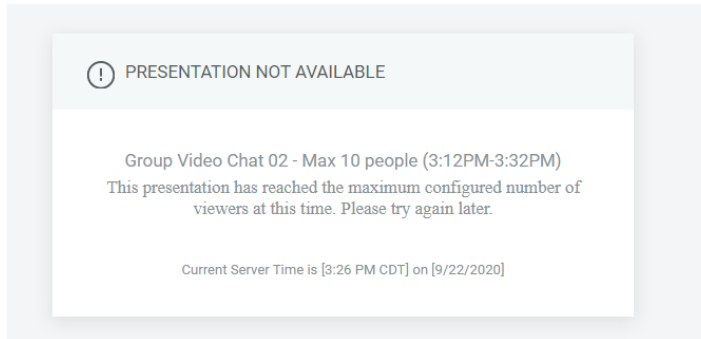
Here are some of the scheduled breakout room guidelines:

- Breakout rooms are available in sponsor booths, theaters, or breakout rooms that support a presentation listing.
- In space builder, there is a new feature type for adding scheduled breakout rooms. This can be enabled for different levels (e.g. Gold, Silver) of sponsorship.
- Sponsors can schedule up to 10 group video chats in their booth
- Breakout rooms will initially support up to 10 participants, including the moderator. This will be increased to 50 participants in a future phase.

## 14.8 Release Notes – Available September 27<sup>th</sup>, 2020



- Access is first in up to the number of allowed participants. If a user joins when the room is full, they will see the following message.



- Scheduled breakout rooms hosted within a sponsor booth will initially have a max run time of 30 minutes.



## Updates

### Mass Staffer Upload – Role Assignment

The mass staffer upload tool has been enhanced to update the role of a staffer that is already staffed in the webcast. This provides administrators with an efficient way to update the role for a group of staffers across many webcasts.

#### Assign Roles to Staffers

Select the role to assign to the staffers for each selected presentation. For the Custom role, select which moderator rights they should have.

Staffer Role	Moderator Rights	
<input type="radio"/> Admin Studio	<input type="checkbox"/> Setup View	<input type="checkbox"/> Staff Add/Edit/Delete
<input type="radio"/> Moderator Studio	<input checked="" type="checkbox"/> Activity Summary / Reports	<input type="checkbox"/> Start/Stop & Extend Webcast Recording
<input type="radio"/> PRnewswireKackie	<input type="checkbox"/> Setup Edit	<input checked="" type="checkbox"/> Previous/Next Buttons
<input type="radio"/> Q&A Only Studio	<input type="checkbox"/> Source Add/Edit/Delete	<input type="checkbox"/> Tools
<input type="radio"/> Speaker Studio	<input checked="" type="checkbox"/> Viewer List / Search	<input checked="" type="checkbox"/> Broadcast Message
<input checked="" type="radio"/> Staffer	<input type="checkbox"/> Reset Activity	<input type="checkbox"/> Report Access
<input type="radio"/> Viewer Studio	<input type="checkbox"/> Content Add/Edit/Delete	<input type="checkbox"/> Panel Commands
<input type="radio"/> Custom	<input type="checkbox"/> Email On Demand questions	<input type="checkbox"/> Notifications
	<input type="checkbox"/> Source List Controls	<input type="checkbox"/> Producer Tool
	<input type="checkbox"/> Auto Ask For Webcam/Mic	<input checked="" type="checkbox"/> Q&A
	<input type="checkbox"/> Combined Source	<input checked="" type="checkbox"/> Profile Edit/Access
	<input type="checkbox"/> Low Latency View (WebRTC)	<input type="checkbox"/> Override Ending of Screen Share

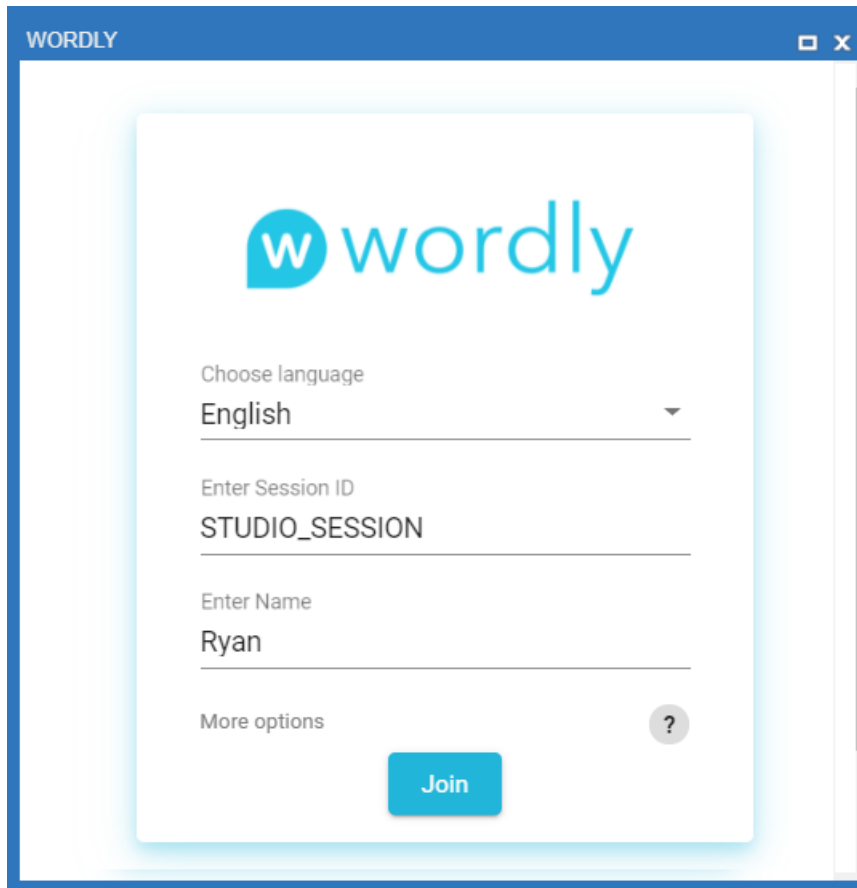


## Studio

### New Features

#### Wordly Panel – AI Language Translation

A new Studio layout panel has been added to allow for a tighter integration with one of our translation partners Wordly, who provides real-time, lower cost translations powered by AI. With this new panel, the Wordly session ID will be pre-populated into the panel, removing the requirement for the viewer to enter that information when launching the translation panel.



When a viewer selects “Join”, they will start to receive the audio in the language they selected on the Wordly panel.



## Updates

### Studio Presenter Test

The Studio presenter test has been updated to incorporate a check for TCP Port 80 (tunneling). This gives presenters the ability to verify that tunneling Port 80 is open ahead of the event ensuring they won't encounter an issue when presenting on the live day.

Preview

---

Camera Device:

HD Pro Webcam C920 (046d:082d) ▼

Size

320x180 ▼

Audio Device:

Default - Microphone (HD Pro Webcam C920) (046d:082d) ▼

**Tunneling**

Auto ▼

Auto

Force Tunneled Connection

## TECHNICAL REQUIREMENTS

You can find the technical requirements for the Intrado platform by clicking on the below link. **These requirements will be updated on 09/26/20.**

[TECHNICAL REQUIREMENTS](#)