

Streaming Product Release Notes 14.6 March 14th, 2020

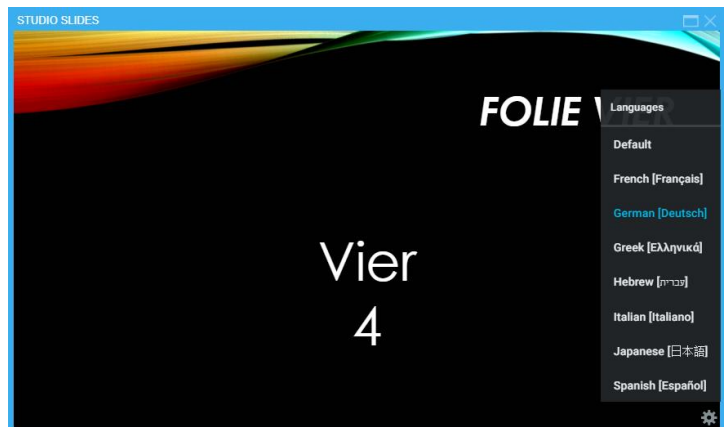
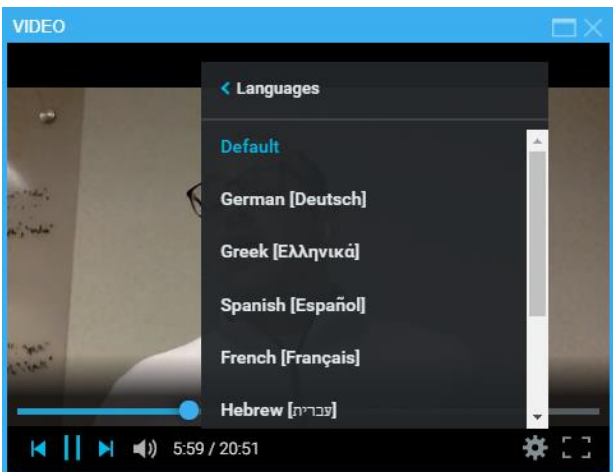
Studio

New Features

Multi-lingual Audio & Slides

Studio has added the ability to stream the webcast audio and slides in multiple languages for Live and On Demand within a single webcast. This offers customers the ability to bring their own live audio translator(s) and upload slides in 20 supported languages, giving attendees the ability to select their preferred audio and slide language on the webcast and/or streaming console. This eliminates the need for multiple webcasts streaming the same content to deliver it in multiple languages.

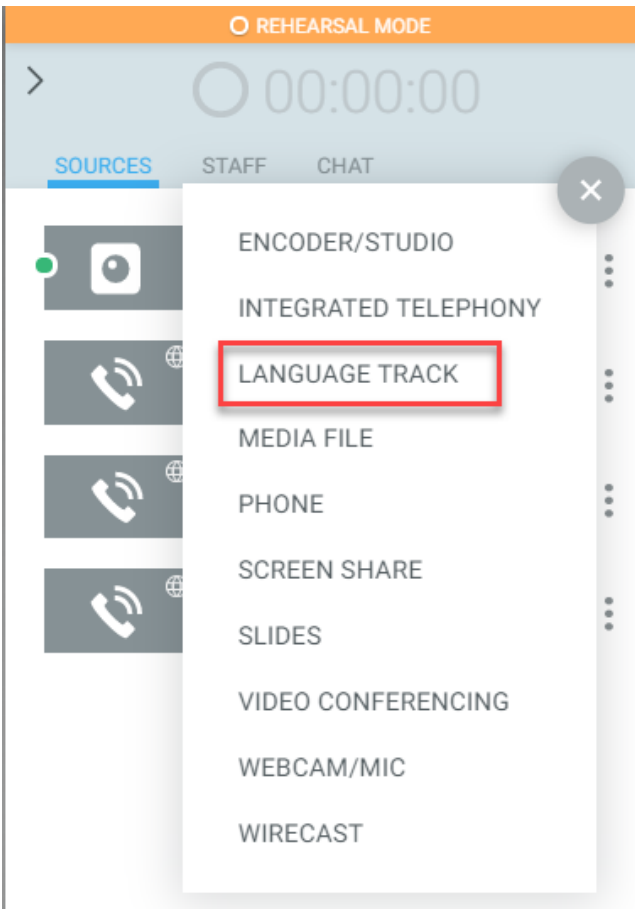
When a viewer enters the webcast, they will control the language of the audio and slides through a cog wheel on the media player and slide panel as shown below.



14.6 Release Notes – Available March 14, 2020

Within the presenter console, there is a new source type option called “Language Track”, that allows to add a language and pair it either an Encoder, Phone, Webcam/Mic, or Wirecast source type. Once the source is saved, it will appear in the source list and can be connected and placed into the scene.

Note: This feature is only available with Studio Expert accounts.



LANGUAGE TRACK

Select your language

German [Deutsch]

Select your source type

(select)

(select)

Encoder/Studio

Phone

Webcam/Mic

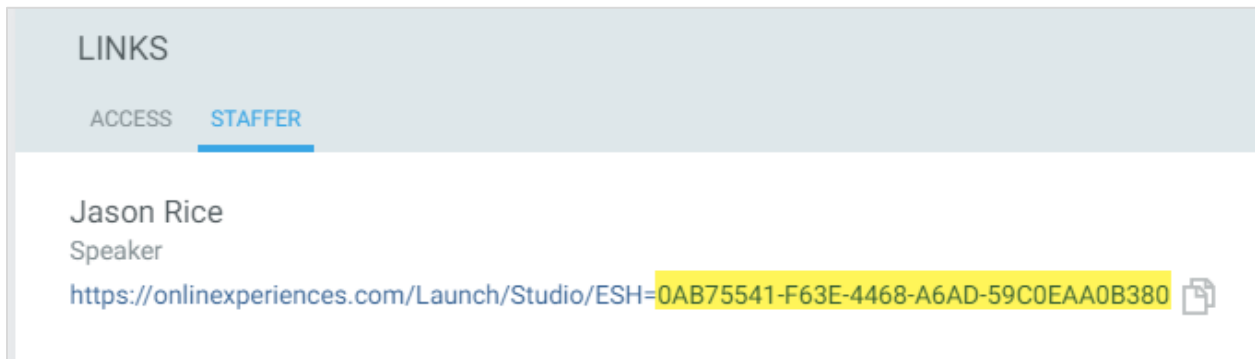
Wirecast

14.6 Release Notes – Available March 14, 2020

Mobile Presenter App

Presenters can now go live from their iOS device with the Studio mobile presenting app. This allows presenters to access Studio from anywhere and participate in a video webcast and the interact with viewers through the group chat.


Presenters will authenticate into the Studio App by using the highlighted GUID string from the staffer link as shown below. This GUID should be sent to the staffer who will be presenter via the mobile app.

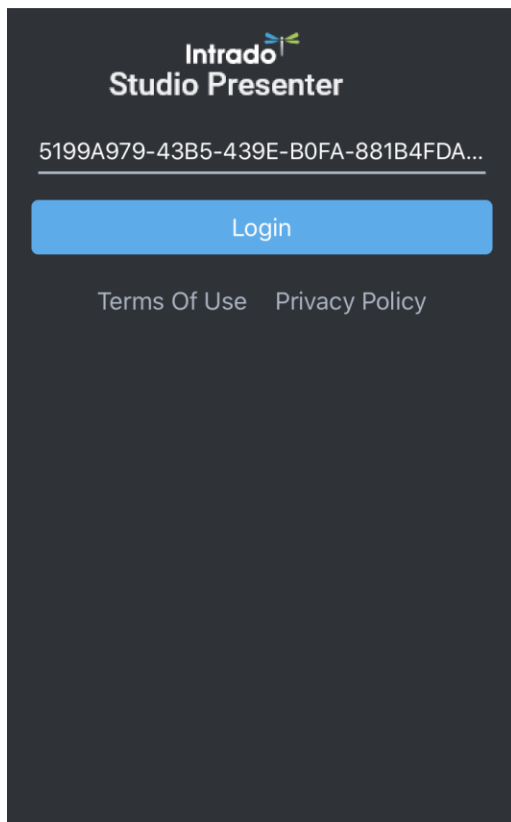


LINKS

ACCESS **STAFFER**

Jason Rice
Speaker

<https://onlinexperiences.com/Launch/Studio/ESH=0AB75541-F63E-4468-A6AD-59C0EAA0B380> 



Intrado
Studio Presenter

5199A979-43B5-439E-B0FA-881B4FDA...

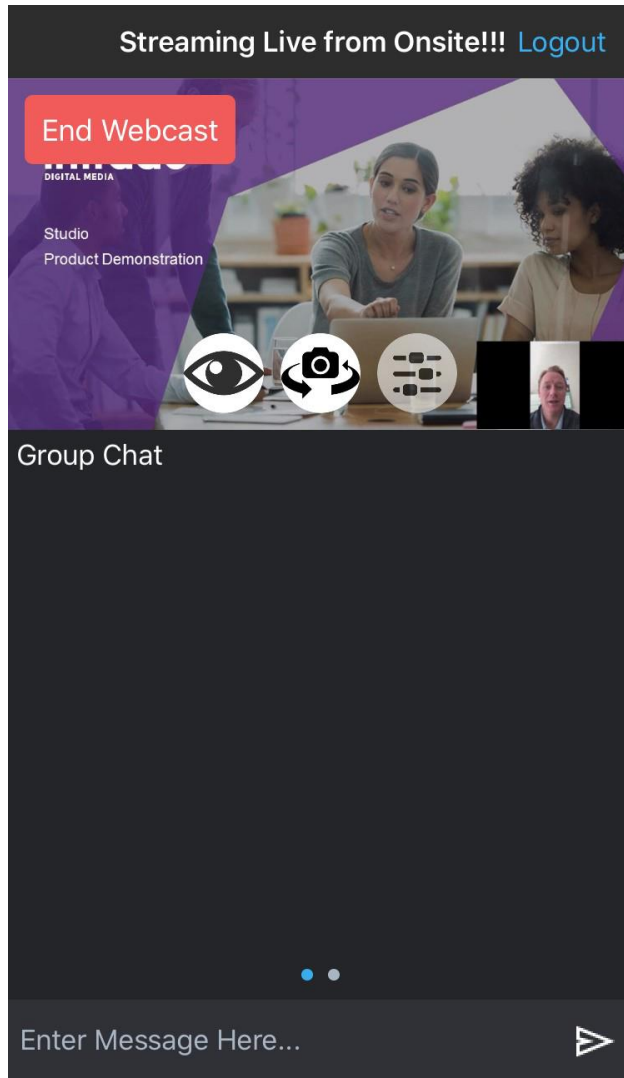
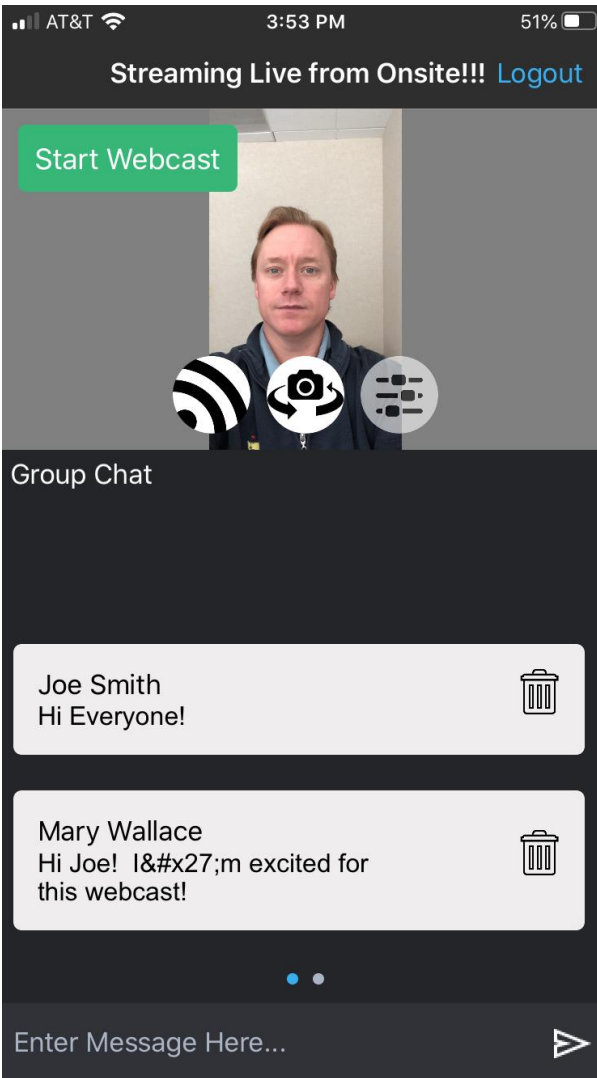
Login

[Terms Of Use](#) [Privacy Policy](#)

14.6 Release Notes – Available March 14, 2020

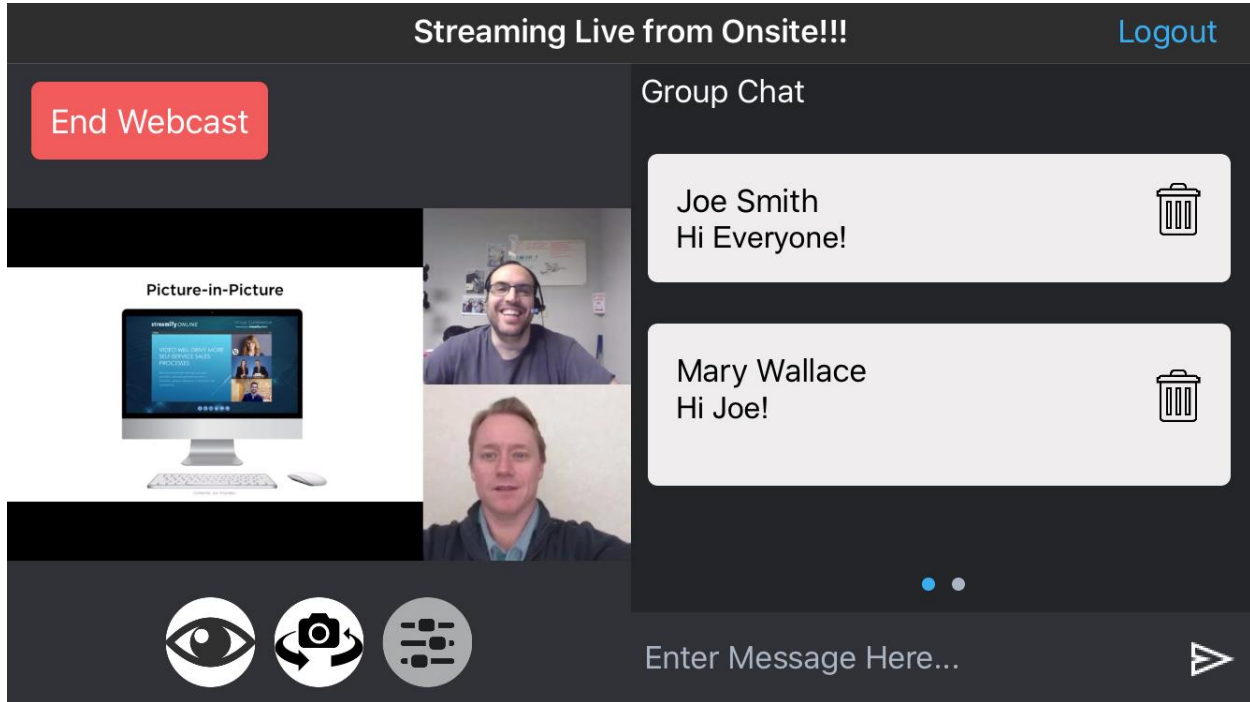
Inside the mobile presenter app, the speaker can preview their video prior to going live, select which camera they would like to use (front or rear) and adjust the video/audio settings. Additionally, the speaker can participate in both the group chat and the presenter chat.

Once the webcast is live, the speaker will be able view all sources in the stream and be able interact with speak to the slides being shown in the scene.



14.6 Release Notes – Available March 14, 2020

Additionally, as additional video sources are added to the scene, the presenter can interact with other presenters in real-time creating a broadcast style interview from any location or device.







Note: The mobile presenting app will not be available for download on March 14th as it is currently under review in the iOS App Store. The approval process typically takes 2-3 weeks, we expect it to be available the week of March 30th.

Updates

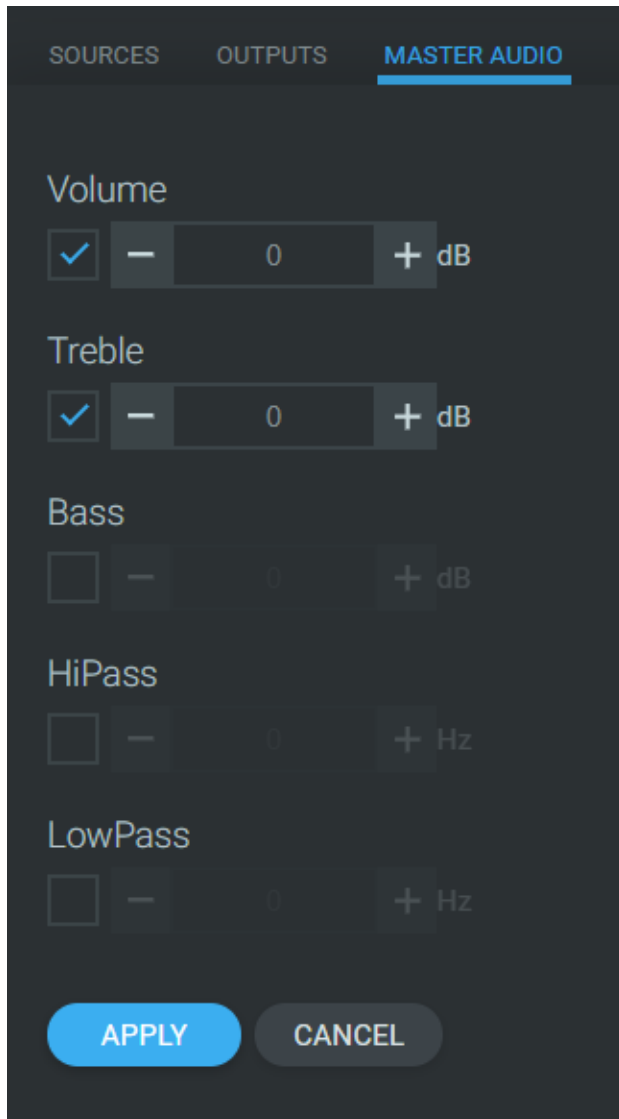
Presenter Console Viewer List

The viewers online list within the presenter console has been updated to include the Company Name of the viewer. Each column in the list is sortable and the search area provides an easy way to find a viewer who is currently watching the webcast.

VIEWERS ONLINE			
Name <input type="text" value="John Doe"/>			
« < > » 1 / 1 GO			
PHOTO	NAME	COMPANY	DURATION
	Joe Smith	GV LLC	00:01:17
	Mary Wells	MPV Inc	00:05:45
	Will Rice	Capital Partners	00:30:22
	Sara Jones	ABC Corp	00:33:16

Audio Controls

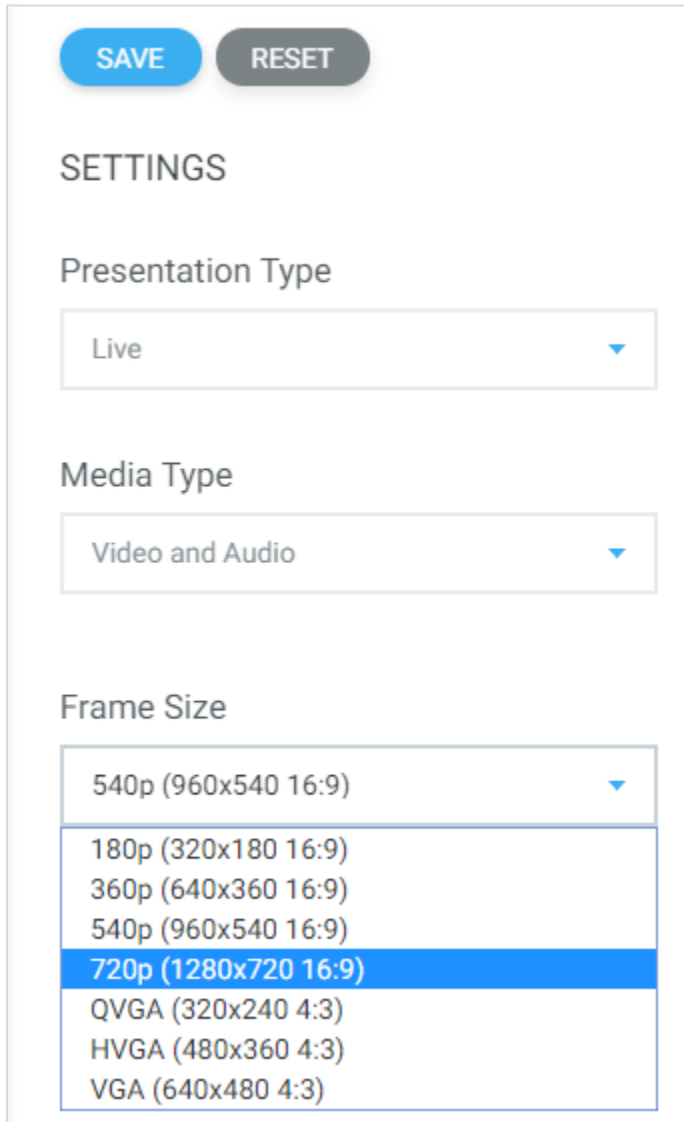
The master audio controls within the Monitor Tool have been updated to allow for setting one to many controls at once instead of having to individually apply the change for each control. This provides a seamless transition when updating the audio for the webcast.



14.6 Release Notes – Available March 14, 2020

720p Frame Size

The frame size selection for 720p has been made available to all Studio Expert accounts. This can be found under “Settings” within the Studio Presenter Console.



SAVE RESET

SETTINGS

Presentation Type

Live

Media Type

Video and Audio

Frame Size







540p (960x540 16:9)
180p (320x180 16:9)
360p (640x360 16:9)
540p (960x540 16:9)
720p (1280x720 16:9)
QVGA (320x240 4:3)
HVGA (480x360 4:3)
VGA (640x480 4:3)

WEBCASTING SETUP

Updates

Cross-Webcast Reports

The Cross-Webcast Reports have been updated to include the ability to create filters that can be accessible to all administrators who have access to the reports. Each filter has a customized title that allows an administrator to easily create pre-defined dashboards that can quickly accessed by their team.

START WEBCAST REPORT			
SAVED FILTERS			
TITLE	EVENT TYPE	DATE RANGE	ACTIONS
Live Webcast Stats	Live	Last 7 Days	  
Q1 2020 Metrics	Live	Custom (01/01/2020 - 03/31/2020)	  

14.6 Release Notes – Available March 14, 2020



When creating a new filter, a new option has been added called “Live/On Demand Status”, providing the ability to only return metrics for the Live, On Demand, or both Live and On Demand activity.

EDIT FILTER | Q1 2020 Metrics

Title

Date Range

Custom

01/01/2020  03/31/2020 

Live/On Demand Status

Live

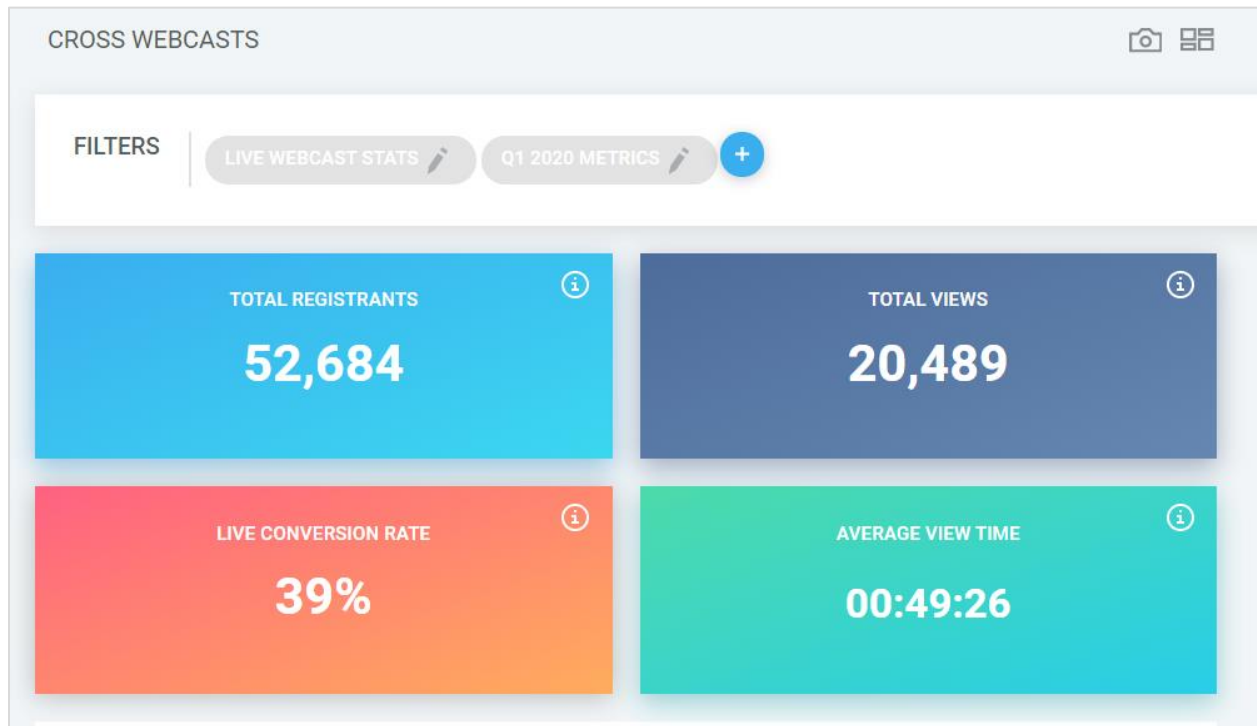
Filter On:

Classifications

Categories

14.6 Release Notes – Available March 14, 2020

On the dashboard view, the filters will now display listed across the top of the page so they can easily be executed or modified at any time.



Messaging Variable – Date Format

A new message merge variable $\$[WCStartLongDate]\$$ has been added to the list of available messaging variables that will display the webcast start date as day of week, month and year. (i.e. Thursday, March 18th, 2020). This variable will display in the language/locale set at the event/webcast level.

VIRTUAL EVENTS

Updates

Virtual Event Administrative Portal – Presentation Listing

Within Content Structure, the columns for the presentation listing have been updated to the below. These updates provide the administrators a quick overview into the key settings of the presentation to ensure they are all properly configured.

- Title
- Type (Studio, Webex, etc.)
- Speaker (all staffers that are setup with the “Speaker Role”)
- Start Date (Start Date & Time)
- Scheduled Duration (Start Time to End Time)
- Track
- Active (Yes, No)
- Mode (Live, Simulive, On Demand)
- Selected Media Version (will only display a version number for Simulive and On Demand presentations)
- Event Key
- Actions (Edit, CPE Admin)

The following presentation columns were removed:

- Subject Category
- Duration (this was replaced by scheduled duration)
- Date Created (this was replaced by start date)
- Language

Title	Type	Speaker	Start Date	Sched...	Track	A...	Mode	Event...	Actions
Presentation 10	STUDIO	Ryan Vahey	04/09/2020 11:00 AM	1 hour	Day 3	No	Live	199530	Edit
Presentation 9	STUDIO	Danielle	04/09/2020 10:00 AM	1 hour	Day 3	Yes	Live	199529	Edit CPE Admin
Presentation 8	STUDIO	Nate blazier	04/09/2020 9:00 AM	1 hour	Day 3	Yes	Live	199528	Edit
Presentation 7	STUDIO	Paul Bruni	04/08/2020 11:00 AM	1 hour	Day 2	Yes	Simulive (V. 3)	199527	Edit
Presentation 6	STUDIO	Lena W. Glessner	04/08/2020 10:00 AM	1 hour	Day 2	Yes	Live	199525	Edit
Presentation 5	STUDIO	Ardella Lemay	04/08/2020 10:00 AM	364 days	Day 2	Yes	OnDemand (V. 1)	199524	Edit
Presentation 4	STUDIO		04/07/2020 2:00 PM	1 hour	Day 1, ...	Yes	Live	199523	Edit
Presentation 3	STUDIO		04/07/2020 11:00 AM	1 hour	Day 1	Yes	Live	199522	Edit
Presentation 2	STUDIO		04/07/2020 10:00 AM	1 hour	Day 1	Yes	Live	199521	Edit
Presentation 1	STUDIO		04/07/2020 9:00 AM	1 hour	Day 1	Yes	Live	199519	Edit
This is a Universal Flex session	Universal Flex		04/06/2020 12:00 AM	365 days	On De...	Yes	OnDemand	199533	Edit
Presentation 11 - Multi Language	STUDIO		03/04/2020 12:00 PM	3 hours	Day 3	Yes	Live	199531	Edit

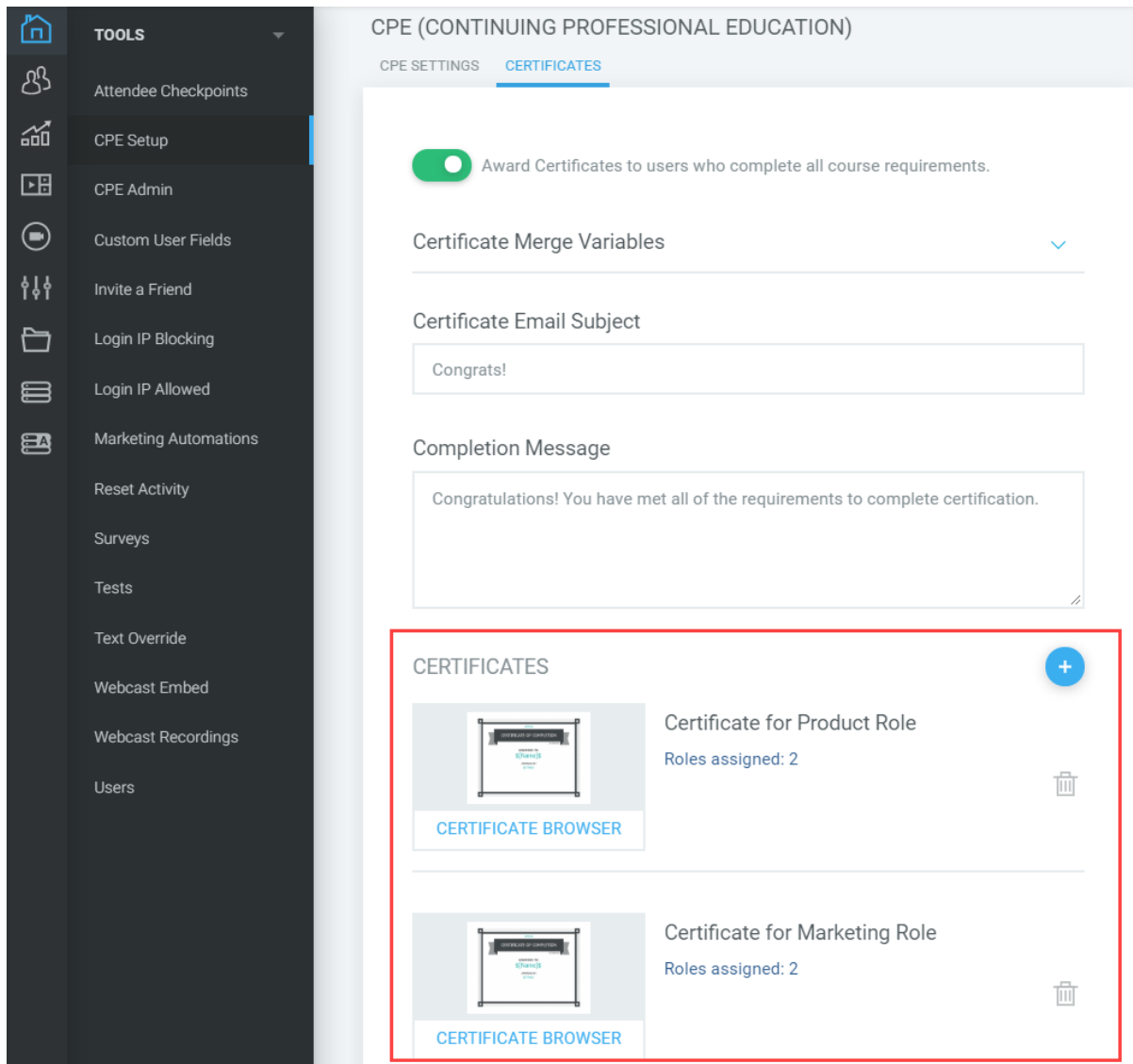
[Add a presentation](#) [Copy a presentation](#) [Webcast Recordings](#)

CROSS-PLATFORM FEATURES

New Features

CPE Multi-Certificates

The certificate feature has been enhanced within Studio Webcasting, Virtual Events and Video Portals, where event owners have the option of setting up multiple certificates for a single course. Viewers can then choose their role to receive the proper certificate.



TOOLS

- Attendee Checkpoints
- CPE Setup
- CPE Admin
- Custom User Fields
- Invite a Friend
- Login IP Blocking
- Login IP Allowed
- Marketing Automations
- Reset Activity
- Surveys
- Tests
- Text Override
- Webcast Embed
- Webcast Recordings
- Users

CPE (CONTINUING PROFESSIONAL EDUCATION)

CPE SETTINGS **CERTIFICATES**

Award Certificates to users who complete all course requirements.

Certificate Merge Variables ▼



Certificate Email Subject

Congrats!

Completion Message

Congratulations! You have met all of the requirements to complete certification.

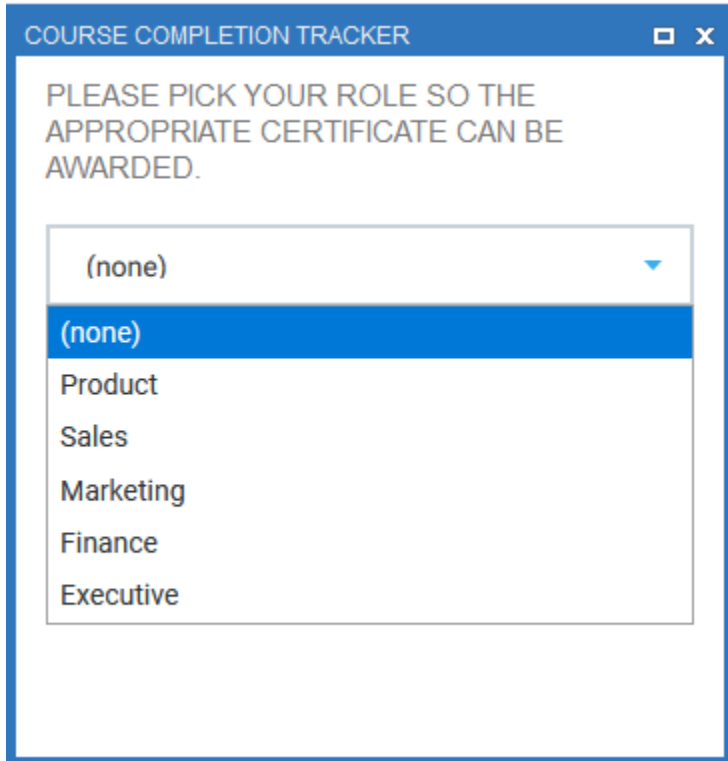
CERTIFICATES

-  Certificate for Product Role
Roles assigned: 2
-  Certificate for Marketing Role
Roles assigned: 2

14.6 Release Notes – Available March 14, 2020

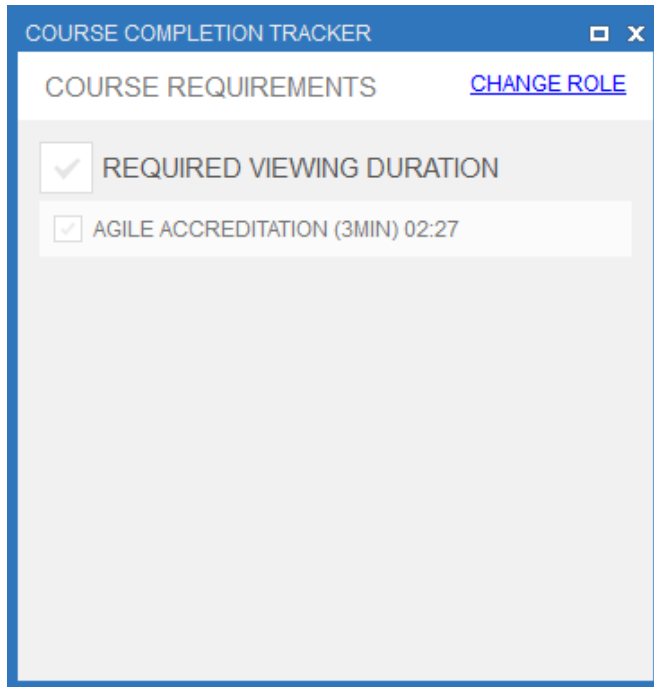
Viewer Role Selection

The “Course Completion Tracker” has been updated to allow viewers to select their Role which will send the viewer a certificate specific to their Role once they complete the course requirements.

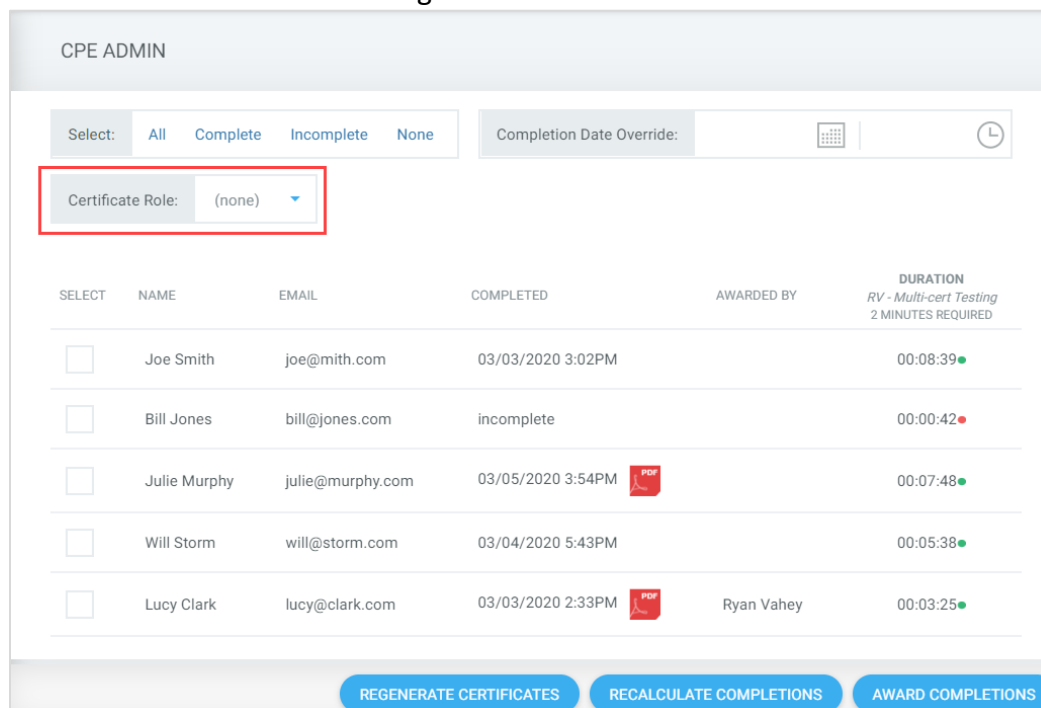


14.6 Release Notes – Available March 14, 2020

If the viewer selects the incorrect role, they can change their role by selecting “Change Role”. This role can only be changed prior to the certificate being awarded.



Additionally, the CPE Admin Tool has been updated to allow administrators to change a viewer’s role and re-issue the certificate. This is beneficial in cases where the viewer selected the incorrect role and needs to get the correct certificate.



Carbon Savings

A new carbon savings has been added to Virtual Events and Webcasts to display the total CO2 savings across the entire event along with the individual attendee savings. Administrators simply enter the city and state/country of where the physical event/webcast of where the event would have taken place if it was physical which would typically be the event host corporate location.

CARBON SAVINGS

Determine the CO2 savings of an event by calculating the air miles between the attendee's location (City + State/Country/Province) as captured via Geolocation from the browser and the event's location.

City

State/Country

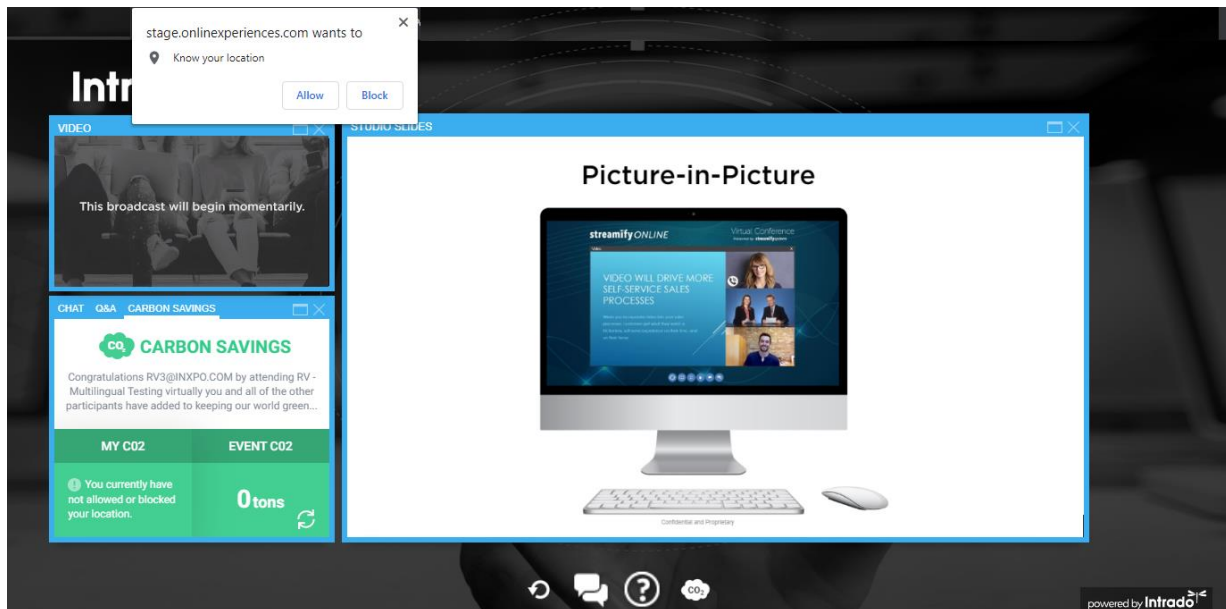
CLEAR

CANCEL **SAVE**

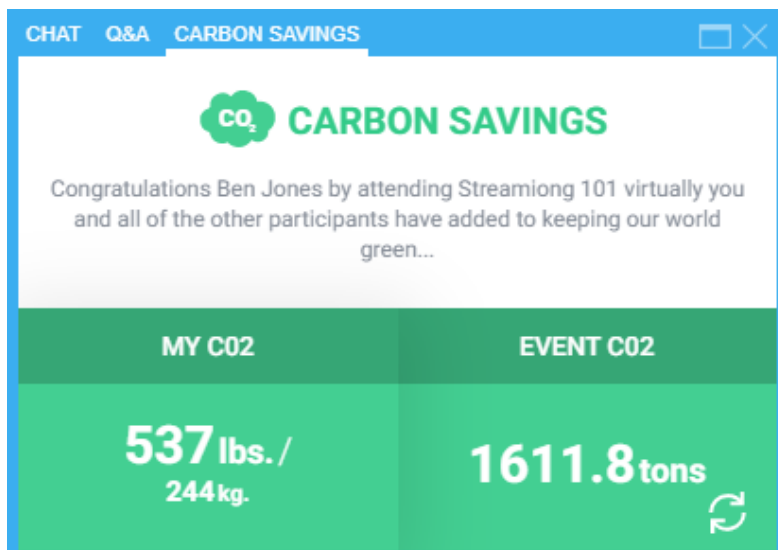
14.6 Release Notes – Available March 14, 2020

Once the attendee enters the event/webcast they will be prompted to allow their location to be known. The geolocation from the browser utilizes the Google’s distance matrix API to calculate the location of the attendee’s network and the event/webcast location to provide the overall savings.

NOTE: The calculation of the user’s location is an estimate and VPN settings can alter the actual location of a user.



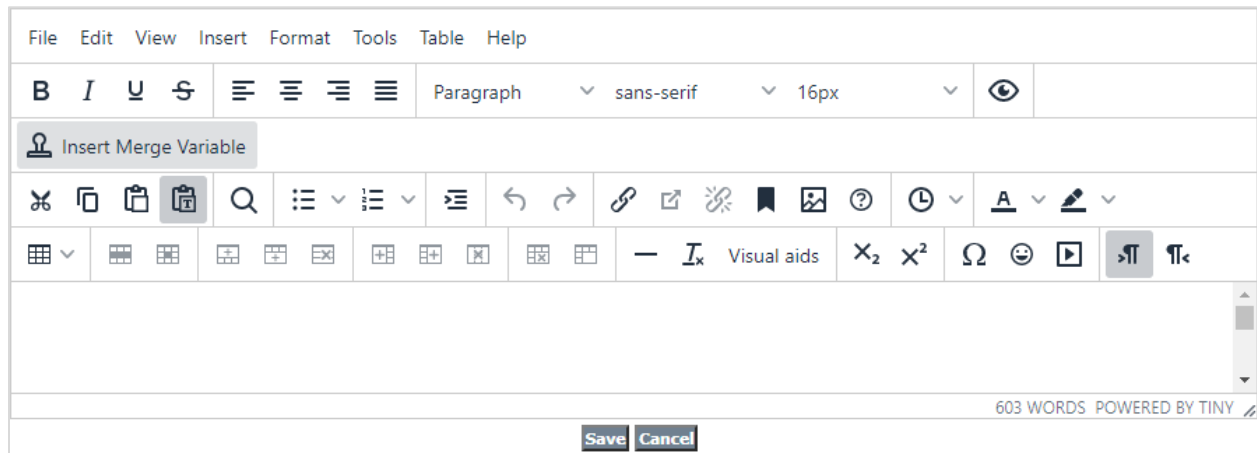
Once the attendee allows their location the carbon savings panel will update in real-time and provide the savings.



Updates

HTML Editor

The html editor that gets utilized across the platform has been updated to a newer version. This version provides an updated UI and improved compatibility with modern browsers. Access to the html editor is found with messaging, login/registration page builders, webcast abstracts, and several other areas.



Marketing Automation Integrations

If you send data to Marketo, Eloqua, Pardot or Salesforce, then you want to read about this enhancement. Previously, if the integration ran while an attendee was still logged in, the attendee’s subsequent activity may not have been later integrated. With this enhancement, it will be included in the next integration push. For example, viewing minutes or accessing handouts. Related to this item is a new mappable field, “Logged-In Currently”, set to either 1 (true) or 0 (false), indicates if the user met this condition.

User Activity API

The User Activity API has been updated with two new options. One filter will now return the viewers’ Questions asked of the Speaker, and the other will also return any Answers.

14.6 Release Notes – Available March 14, 2020



TECHNICAL REQUIREMENTS

You can find the technical requirements for the Intrado platform by clicking on the below link.
These requirements will be updated on 03/14/20.

[TECHNICAL REQUIREMENTS](#)